

Pump Performance Datasheet

Customer :	Quote Number / ID :	1471203
Customer ref. / PO :	Model :	30125 VL
Tag Number : 001	Stages :	1
Service :	Based on curve number :	VL_30125_4P Rev 0
Quantity : 1	Basic model number :	-
	Date last saved :	11/07/2023 3:39 PM

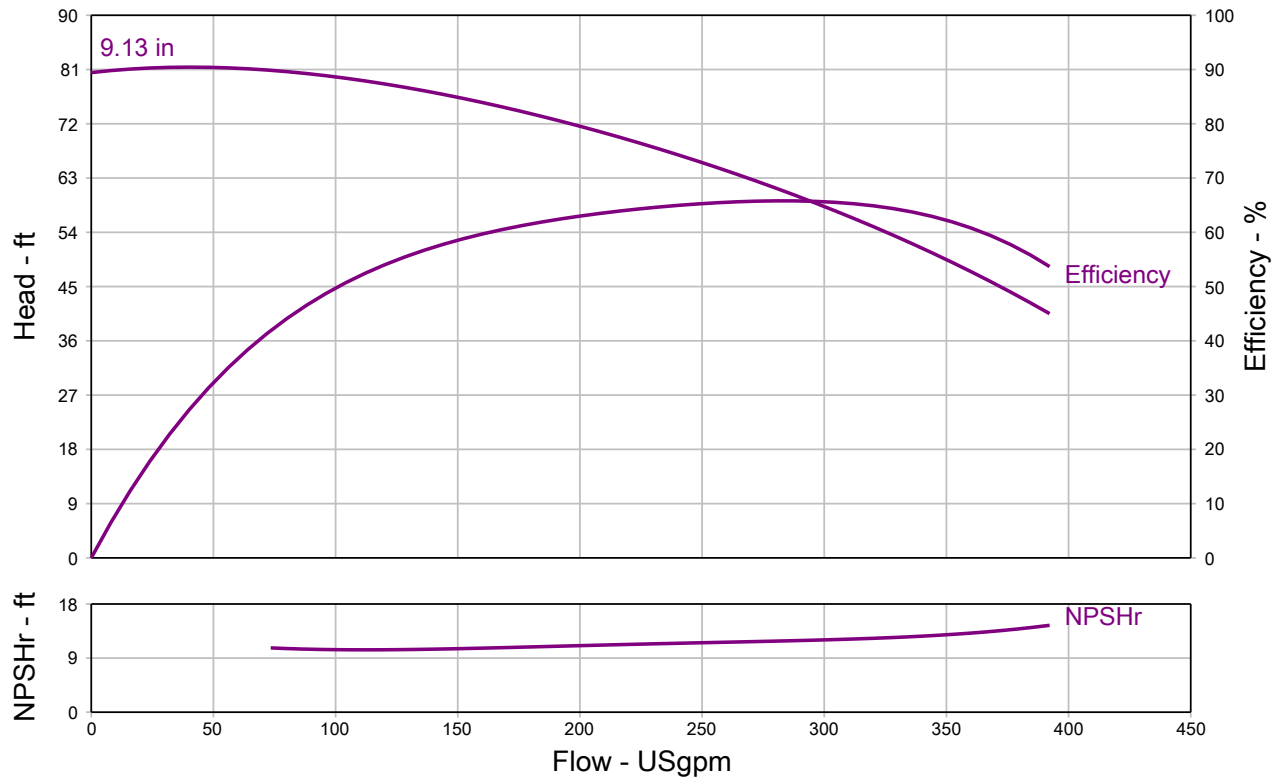
Operating Conditions		Liquid	
Flow, rated	: 283.2 USgpm	Liquid type	: Cold Water
Differential head / pressure, rated (requested)	: 60.87 ft	Additional liquid description	:
Differential head / pressure, rated (actual)	: 60.87 ft	Solids diameter, max	: 0.00 in
Suction pressure, rated / max	: 0.00 / 0.00 psi.g	Solids concentration, by volume	: 0.00 %
NPSH available, rated	: Ample	Temperature, max	: 68.00 deg F
Site Supply Frequency	: 60 Hz	Fluid density, rated / max	: 1.000 / 1.000 SG

Performance		Material	
Speed, rated	: 1780 rpm	Material selected	: Cast iron - 125#
Impeller diameter, rated	: 9.13 in		
Impeller diameter, maximum	: 12.10 in		
Impeller diameter, minimum	: 9.00 in		

Performance		Pressure Data	
Efficiency	: 65.80 %	Maximum working pressure	: 35.22 psi.g
NPSH required / margin required	: 11.85 / 0.00 ft	Maximum allowable working pressure	: 175.0 psi.g
nq (imp. eye flow) / S (imp. eye flow)	: 18 / 94 Metric units	Maximum allowable suction pressure	: 175.0 psi.g
MCSF	: 78.26 USgpm	Hydrostatic test pressure	: 263.0 psi.g
Head, maximum, rated diameter	: 81.39 ft		
Head rise to shutoff	: 32.23 %		

Performance		Driver & Power Data (@Max density)	
Flow, best eff. point	: 283.2 USgpm	Motor sizing specification	: Max power (non-overloading)
Flow ratio, rated / BEP	: 100.00 %	Margin over specification	: 0.00 %
Diameter ratio (rated / max)	: 75.45 %	Service factor	: 1.00
Head ratio (rated dia / max dia)	: 44.33 %	Power, hydraulic	: 4.35 hp
Cq/Ch/Ce/Cn [ANSI/HI 9.6.7-2010]	: 1.00 / 1.00 / 1.00 / 1.00	Rated power (based on duty point)	: 6.61 hp
Selection status	: Acceptable	Max power (non-overloading)	: 7.47 hp
		Nameplate motor rating	: 7.50 hp / 5.59 kW

Energy Indexes	
PEI (CL)	: 0.93
ER (CL)	: 7



Grundfos Series VL - In-Line Centrifugal Pump, Close Coupled

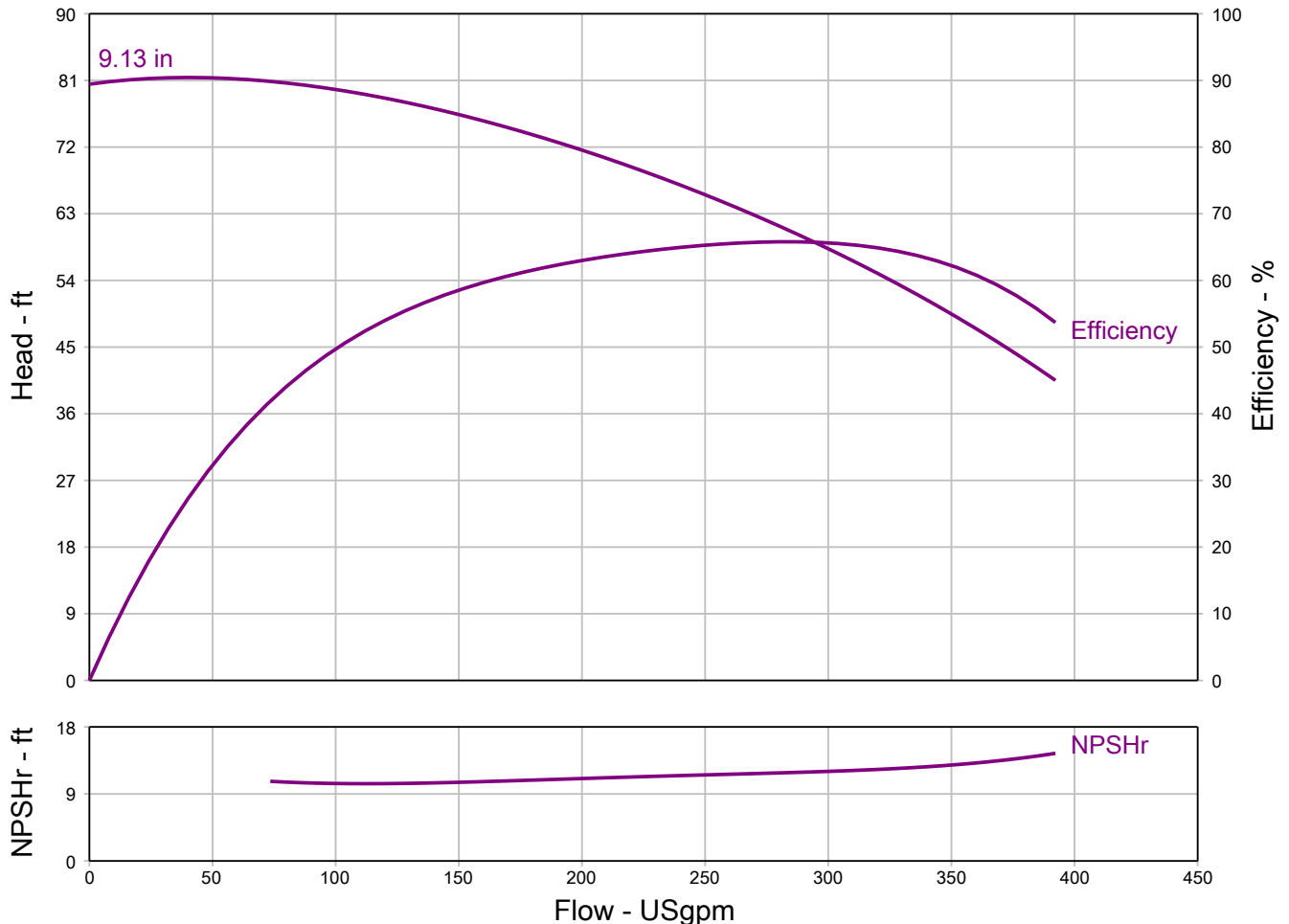
QUOTE NUMBER / ID 1471203	UNIT TAG 001	QUANTITY 1
REPRESENTATIVE	SERVICE	
ENGINEER	SUBMITTED BY	DATE
CONTRACTOR	APPROVED BY	DATE
	ORDER #	DATE



VL 30125
1780 rpm

Part Number N/A

Conditions of Service		Pump Data		Motor Data	
Flow	283.2 USgpm	Impeller Diameter	9.13 in	Motor HP	7.5 HP
Head	60.87 ft	Max. Imp. Dia.	12.10 in	BHP	6.61 HP
Liquid	Cold Water	Min. Imp. Dia.	9.00 in	Enclosure	TEFC
Temperature	68.00 deg F	Efficiency	65.8 %	Voltage	230/460 V
NPSHr	11.85 ft	Suction	3 in.	Phase	3 Phase
Viscosity	1.00 cP	Discharge	3 in.	Cycle	60
Specific Gravity	1.000 SG	PEI (CL)	0.93	Frame Size	213JM
		ER (CL)	7		

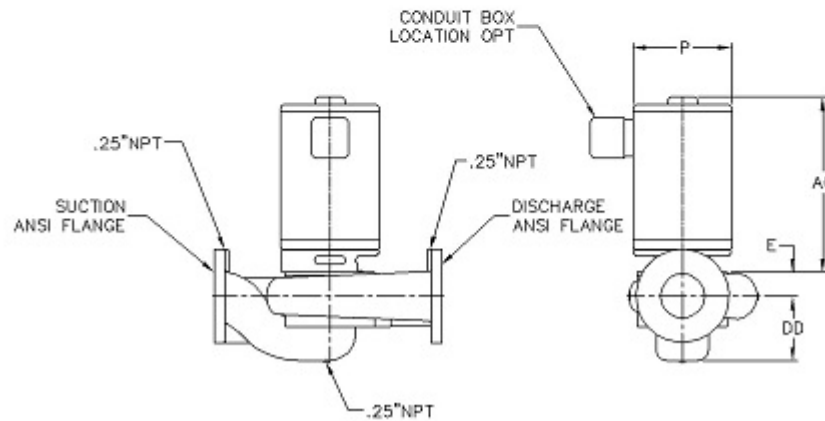


Grundfos Series VL - In-Line Centrifugal Pump, Close Coupled

Do not install pump larger than 215JM in vertical piping.

Pressure and drain tap locations are approximate.

Suction and discharge flanges, are cast per 250# ANSI thickness and diameter. All flanges are flat face. Some holes may be threaded because of nut clearances.



NOT FOR CONSTRUCTION, unless certified and referenced on order

Units	Frame	S x D	AG (Max)	DC	DD	DE	E	P (Max)	X	YY	Weight
inches	213JM	3 X 3	22.00	7.25	6.25	8.75	1.94	12.00	12.50	12.50	TBD