

Pump Performance Datasheet

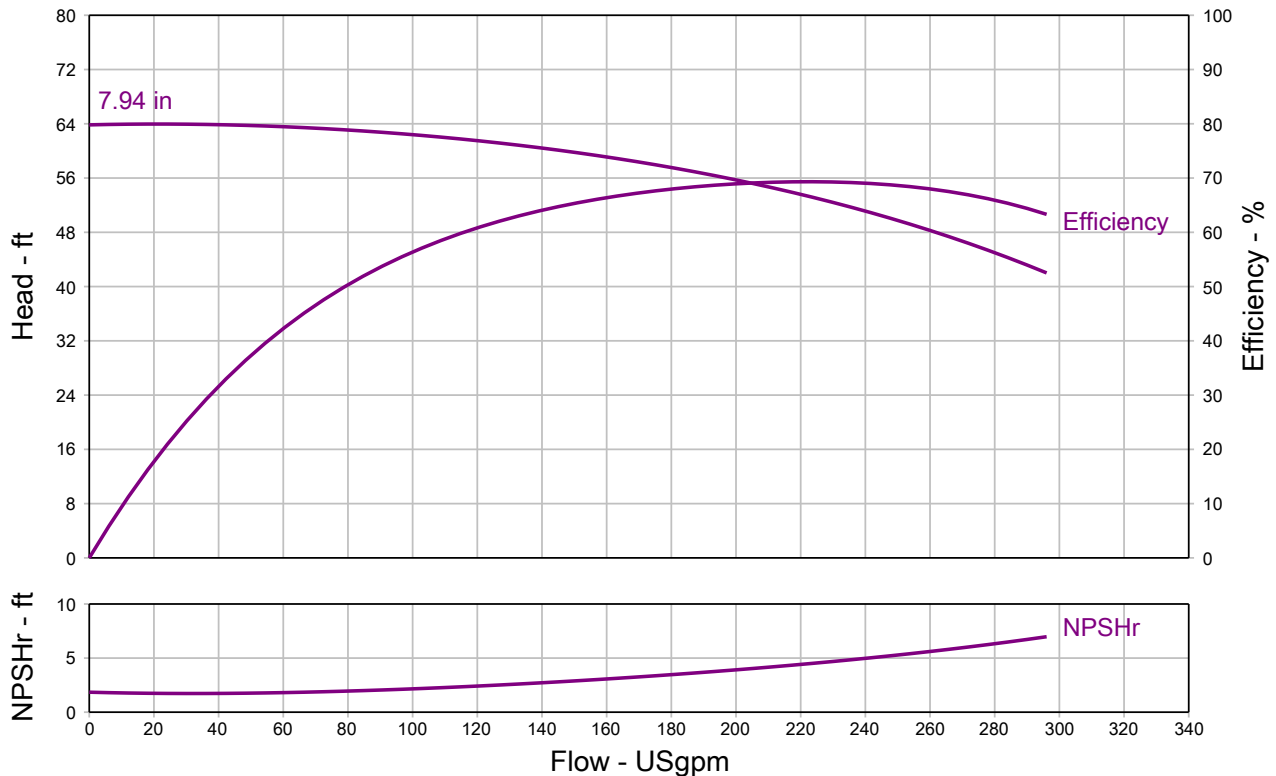
Customer :	Quote Number / ID :	1471203
Customer ref. / PO :	Model :	30957 VL
Tag Number : 001	Stages :	1
Service :	Based on curve number :	VL_30957_4P Rev Aug21
Quantity : 1	Basic model number :	-
	Date last saved :	11/07/2023 3:11 PM

Operating Conditions		Liquid	
Flow, rated	: 222.3 USgpm	Liquid type	: Cold Water
Differential head / pressure, rated (requested)	: 53.32 ft	Additional liquid description	:
Differential head / pressure, rated (actual)	: 53.53 ft	Solids diameter, max	: 0.00 in
Suction pressure, rated / max	: 0.00 / 0.00 psi.g	Solids concentration, by volume	: 0.00 %
NPSH available, rated	: Ample	Temperature, max	: 68.00 deg F
Site Supply Frequency	: 60 Hz	Fluid density, rated / max	: 1.000 / 1.000 SG

Performance		Material	
Speed, rated	: 1760 rpm	Material selected	: Cast iron - 125#
Impeller diameter, rated	: 7.94 in		
Impeller diameter, maximum	: 9.60 in		
Impeller diameter, minimum	: 7.00 in		

Performance		Pressure Data	
Efficiency	: 69.32 %	Maximum working pressure	: 27.68 psi.g
NPSH required / margin required	: 4.48 / 0.00 ft	Maximum allowable working pressure	: 175.0 psi.g
nq (imp. eye flow) / S (imp. eye flow)	: 21 / 143 Metric units	Maximum allowable suction pressure	: 175.0 psi.g
MCSF	: 66.46 USgpm	Hydrostatic test pressure	: 263.0 psi.g
Head, maximum, rated diameter	: 63.96 ft		
Head rise to shutoff	: 19.71 %		
Flow, best eff. point	: 222.3 USgpm		
Flow ratio, rated / BEP	: 100.00 %		
Diameter ratio (rated / max)	: 82.71 %		
Head ratio (rated dia / max dia)	: 60.42 %		
Cq/Ch/Ce/Cn [ANSI/HI 9.6.7-2010]	: 1.00 / 1.00 / 1.00 / 1.00		
Selection status	: Acceptable		

Energy Indexes		Driver & Power Data (@Max density)	
PEI (CL)	: 0.94	Motor sizing specification	: Max power (non-overloading)
ER (CL)	: 6	Margin over specification	: 0.00 %
		Service factor	: 1.00
		Power, hydraulic	: 2.99 hp
		Rated power (based on duty point)	: 4.32 hp
		Max power (non-overloading)	: 4.96 hp
		Nameplate motor rating	: 5.00 hp / 3.73 kW



Grundfos Series VL - In-Line Centrifugal Pump, Close Coupled

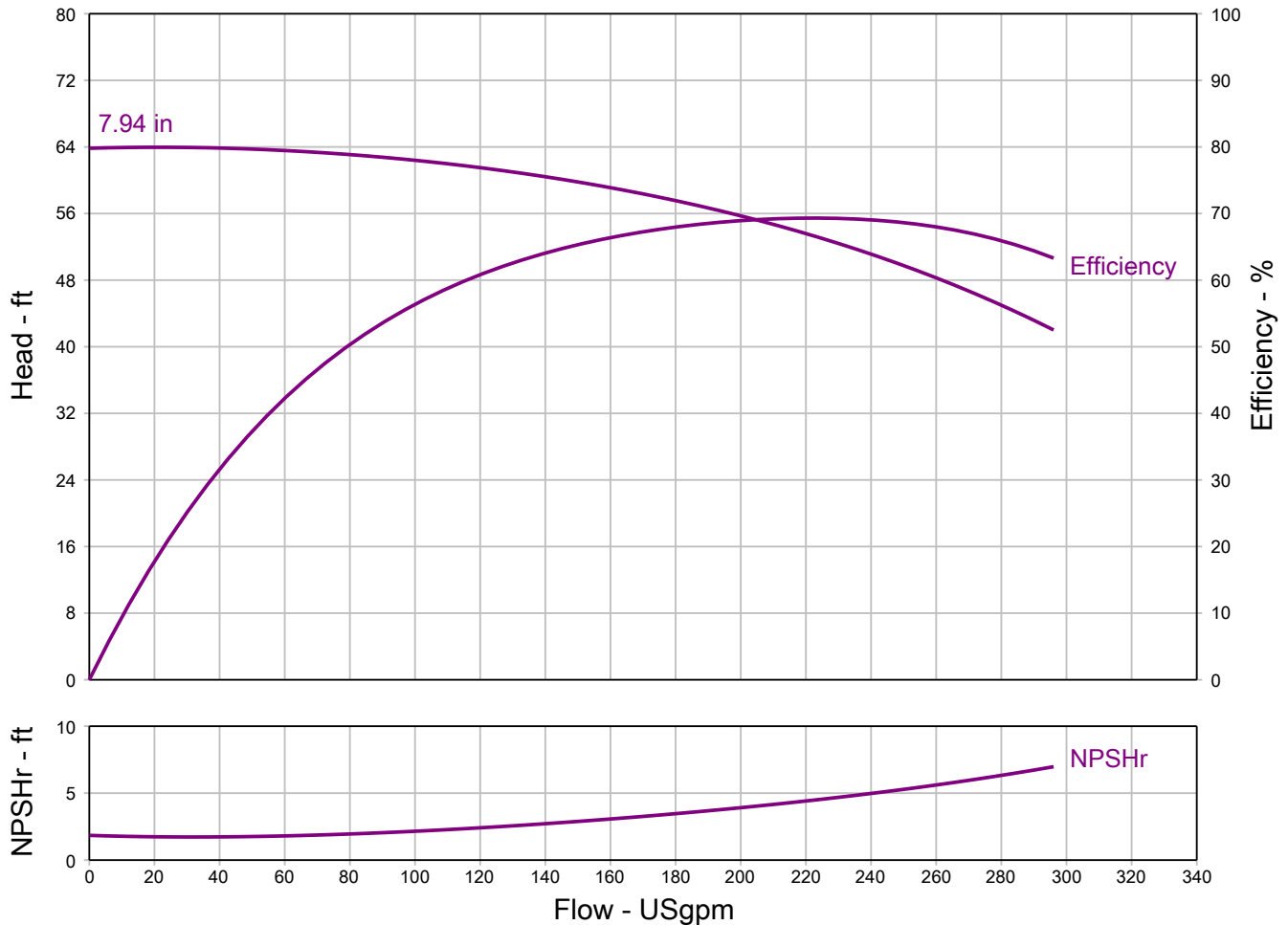
QUOTE NUMBER / ID 1471203	UNIT TAG 001	QUANTITY 1
REPRESENTATIVE	SERVICE	DATE
ENGINEER	SUBMITTED BY	DATE
CONTRACTOR	APPROVED BY	DATE
	ORDER #	DATE



VL 30957
1760 rpm

Part Number N/A

Conditions of Service		Pump Data		Motor Data	
Flow	222.3 USgpm	Impeller Diameter	7.93 in	Motor HP	5 HP
Head	53.32 ft	Max. Imp. Dia.	9.60 in	BHP	4.32 HP
Liquid	Cold Water	Min. Imp. Dia.	7.00 in	Enclosure	TEFC
Temperature	68.00 deg F	Efficiency	69.32 %	Voltage	230/460 V
NPSHr	4.48 ft	Suction	3 in.	Phase	3 Phase
Viscosity	1.00 cP	Discharge	3 in.	Cycle	60
Specific Gravity	1.000 SG	PEI (CL)	0.94	Frame Size	184JM
		ER (CL)	6		

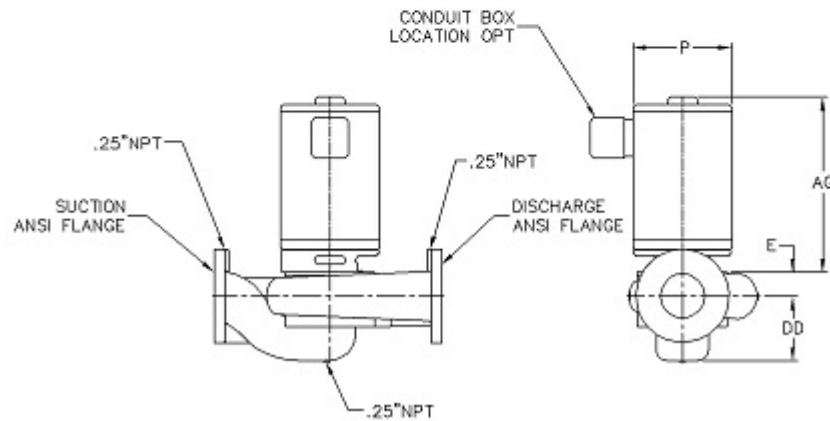
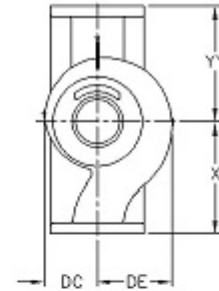


Grundfos Series VL - In-Line Centrifugal Pump, Close Coupled

Do not install pump larger than 215JM in vertical piping.

Pressure and drain tap locations are approximate.

Suction and discharge flanges, are cast per 250# ANSI thickness and diameter. All flanges are flat face. Some holes may be threaded because of nut clearances.



NOT FOR CONSTRUCTION, unless certified and referenced on order

Units	Frame	S x D	AG (Max)	DC	DD	DE	E	P (Max)	X	YY	Weight
inches	184JM	3 X 3	20.00	6.41	6.63	8.03	2.25	10.00	10.50	10.50	TBD