

|                     |           |                            |              |
|---------------------|-----------|----------------------------|--------------|
| Project name        | : Default | Tag Number                 | : 001        |
| Consulting engineer | :         | Service                    | :            |
| Customer            | :         | Model                      | : SD2525-125 |
| Customer ref. / PO  | :         | Quantity                   | : 1          |
| Quote Number / ID   | :         | Quoted By (Sales Office)   | :            |
| Date last saved     | :         | Quoted By (Sales Engineer) | :            |

**Construction**


| Nozzle | Size (in.) | Nozzle Configuration | Pos'n |
|--------|------------|----------------------|-------|
| Inlet  | 2.5        | -                    | Top   |
| Outlet | 2.5        | -                    | Side  |

|                               |                                  |
|-------------------------------|----------------------------------|
| Difuser Body                  | : Cast Iron, ASTM-A126, CL B     |
| Hardware                      | : Steel, ASTM A-283C             |
| Internal Magnet               | : -                              |
| Strainer                      | : SS 304, ASTM-A240, 3.5MM Holes |
| Mesh Grid (Startup strainer)  | : SS 304, ASTM-A240, (#20 Mesh)  |
| Strainer Cover                | : Cast Iron, ASTM-A126, CL B     |
| O Rings                       | : EPDM                           |
| Coating                       | : Standard Manufacturers Paint   |
| Construction Code/Part Number | : 97523148                       |

**Weights (Approx.)**

|                                 |            |
|---------------------------------|------------|
| Estimated Shipping gross weight | : 34.00 lb |
|---------------------------------|------------|

**Grundfos Suction Diffusers**



**Description**

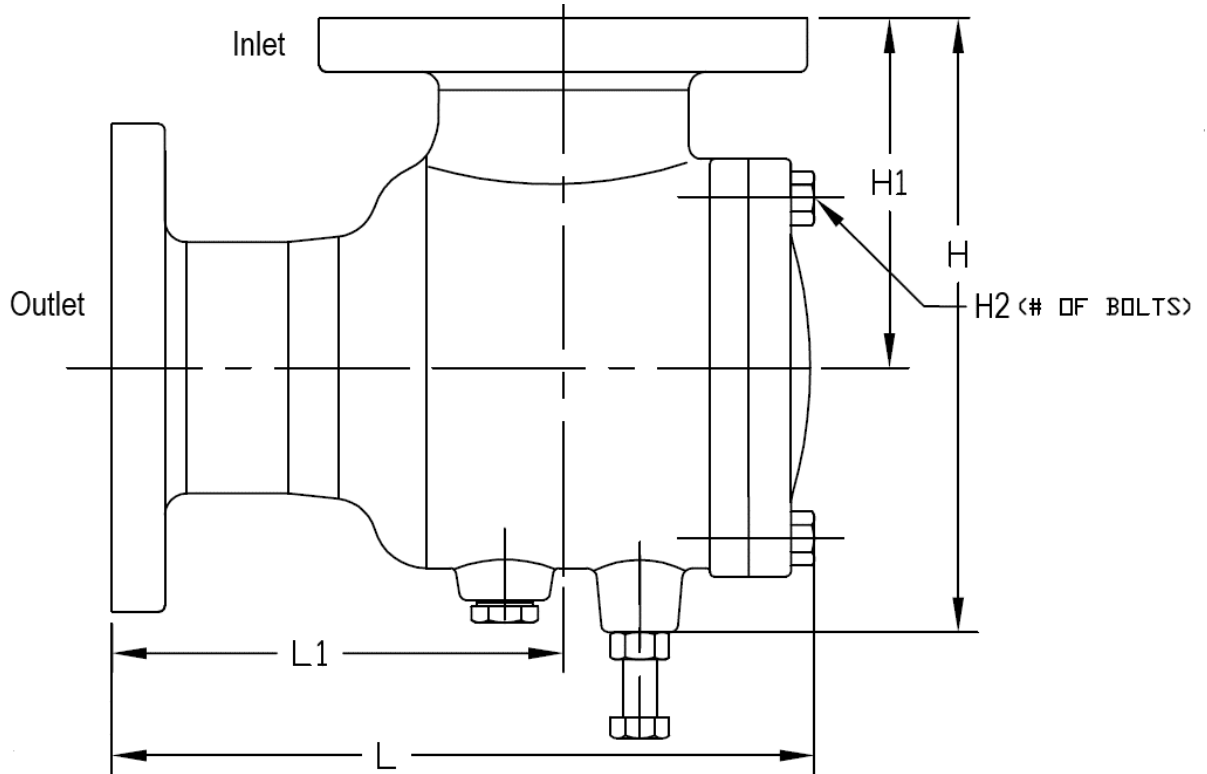
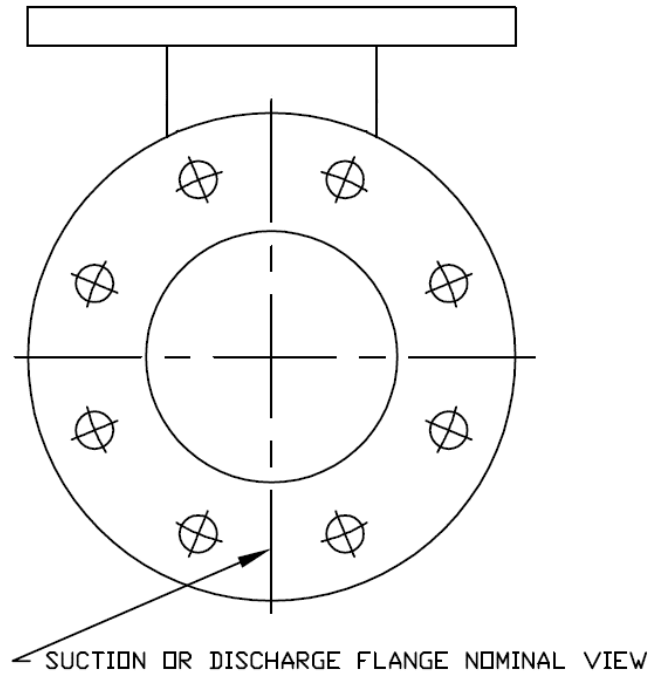
Grundfos Series SD, Suction diffuser provides and ensures a uniform flow pattern to the suction side of the pump ensuring a stable NPSH. Suction diffuser makes it possible to install the pump in a very narrow spacing as no long bends are necessary.

The suction diffuser incorporates a cylindrical strainer preventing impurities from entering the pump. Additional feature includes an adjustable support for mounting.

-

**General Arrangement**

|                     |           |                            |              |
|---------------------|-----------|----------------------------|--------------|
| Project name        | : Default | Tag Number                 | : 001        |
| Consulting engineer | :         | Service                    | :            |
| Customer            | :         | Model                      | : SD2525-125 |
| Customer ref. / PO  | :         | Quantity of pumps          | : 1          |
| Quote Number / ID   | :         | Quoted By (Sales Office)   | :            |
| Date last saved     | :         | Quoted By (Sales Engineer) | :            |



**NOT FOR CONSTRUCTION, UNLESS CERTIFIED AND REFERENCED ON ORDER**

| Units  | Inlet (in) | Outlet (in) | Strainer Area (sq in) | L (in) | L1 (in) | H1 (in) | H (in) | H2 (qty) | Weight (lbs) |
|--------|------------|-------------|-----------------------|--------|---------|---------|--------|----------|--------------|
| inches | 2.5        | 2.5         | 40                    | 9.70   | 6.00    | 5.00    | 8.60   | 4.00     | 34           |