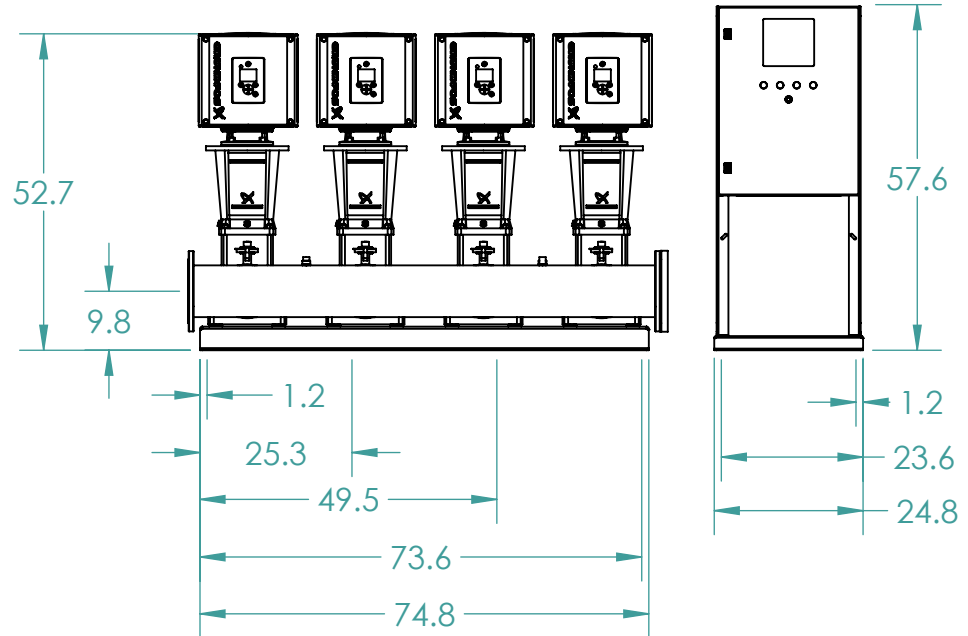
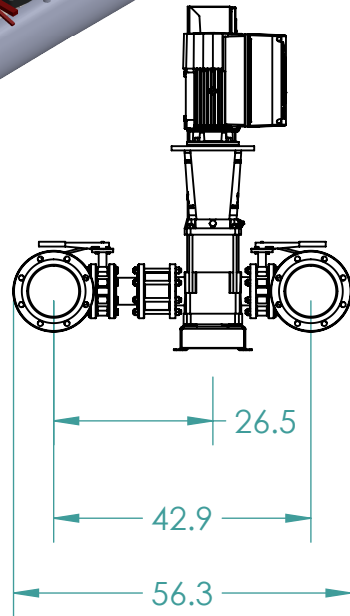
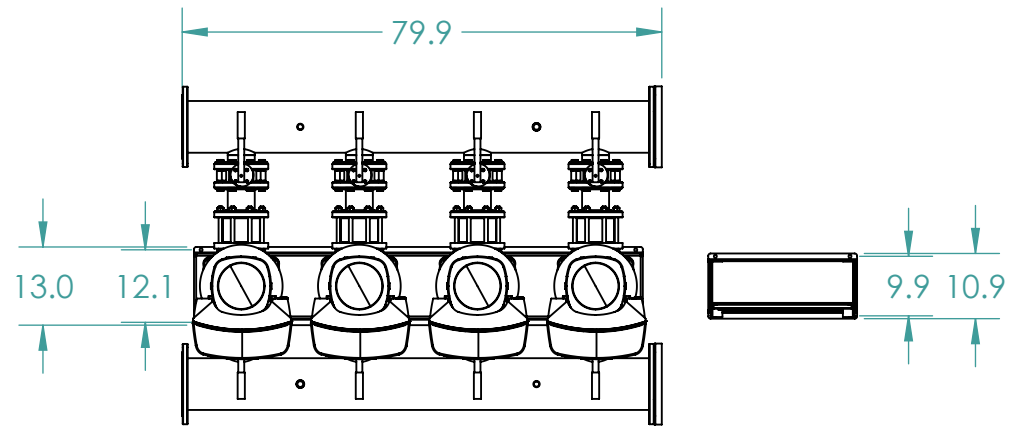
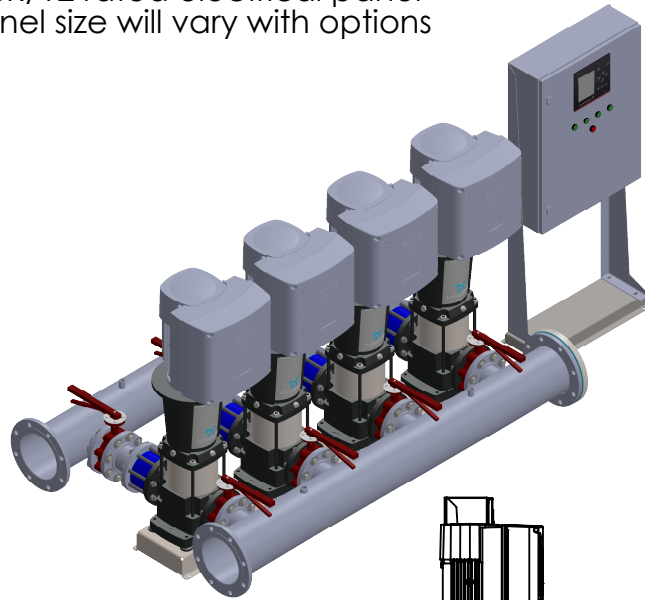


Manifolds 8" ANSI Class 150 AISI 316SS Schedule 10s ASTM A312 or $\varnothing 219.1\text{mm} \times 2\text{mm}$
 Base/Frame AISI 304SS
 Standard system layout : panel right facing suction
 4" lug style ANSI 150# class butterfly valve
 UL Type 3R/12 rated electrical panel
 Note: panel size will vary with options



GRUNDFOS 
 FRESNO, CALIFORNIA 93727 USA

Note:
 All dimensions are $\pm 0.5"$
 Not for Construction
 All dimensions subject to
 changewithout notice.

BoosterpaQ Model: HYDRO MPC E 4CRE64-2-1

Power: 3x460 60HZ 4x20HP

Job:

Scale: 1:32

Dwg No:

Rev: 0

Date: 3/23/2020

Drawer 58847

Page: 1 of 1