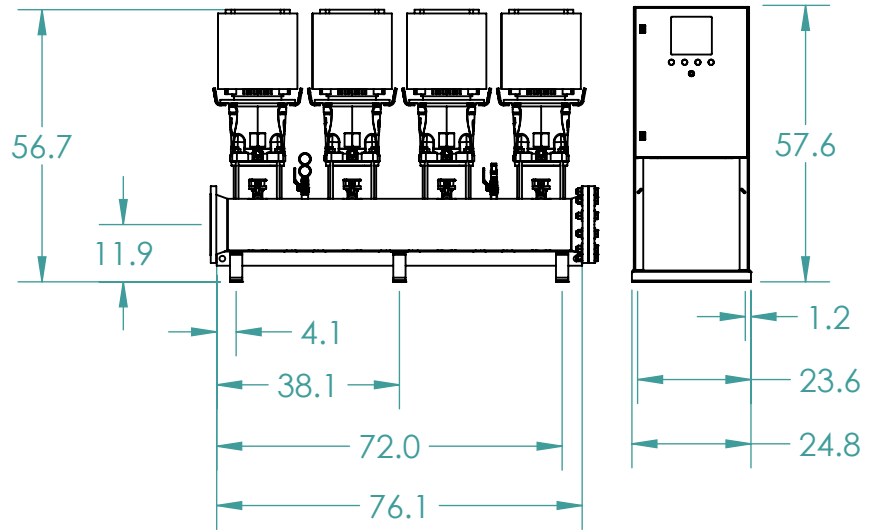
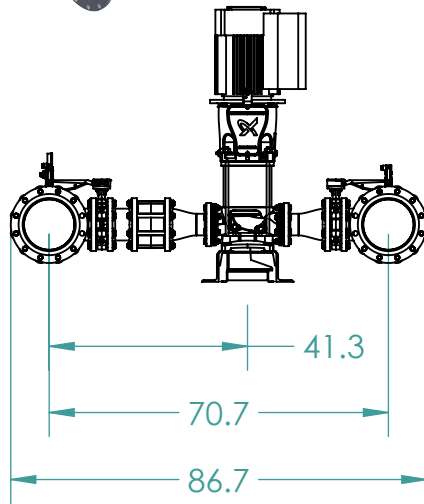
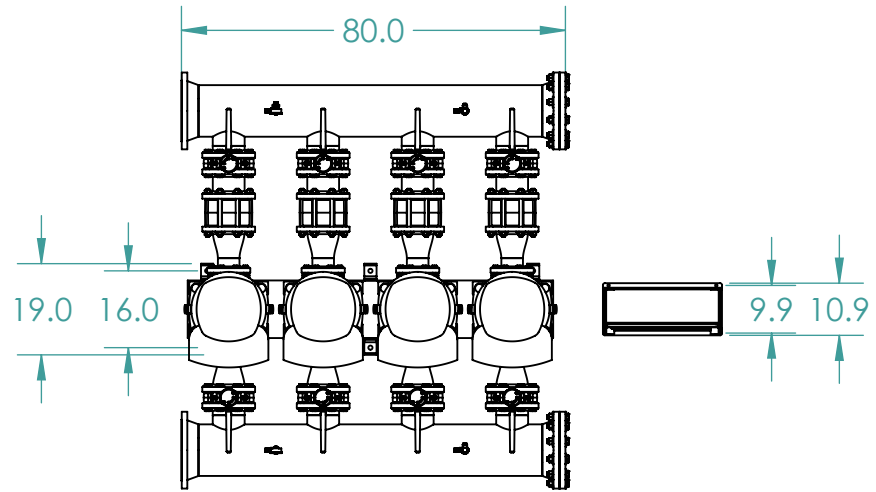
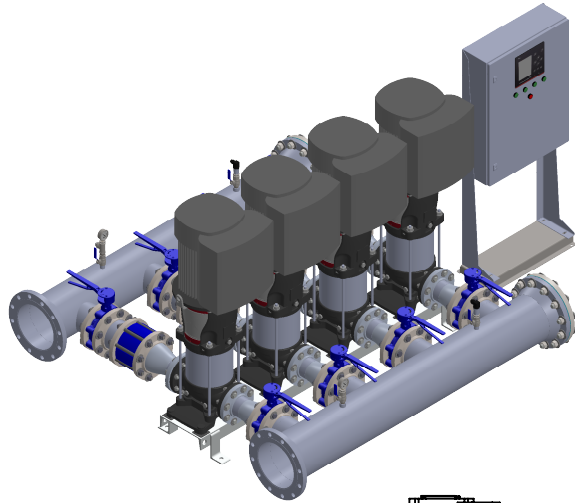


Manifolds 10" ANSI Class 150 AISI 316SS Schedule 10s ASTM A312 or ϕ 273.1mm x3mm
 Base/Frame ASTM A36 Steel
 Standard system layout : panel right facing suction
 6" lug style ANSI 150# class butterfly valve
 UL Type 3R/12 rated electrical panel
 Note: panel size will vary with options



GRUNDFOS 
 FRESNO, CALIFORNIA 93727 USA

Note:
 All dimensions are $\pm 0.5"$
 Not for Construction
 All dimensions subject to
 changewithout notice.

BoosterpaQ Model: HYDRO MPC E 4CRE95-2-2

Power: 3x460 60HZ 4x25HP

Job:

Scale: 1:40

Dwg No:

Rev: 0

Date:

12/12/2019

Drawer

58847

Page:

1 of 1